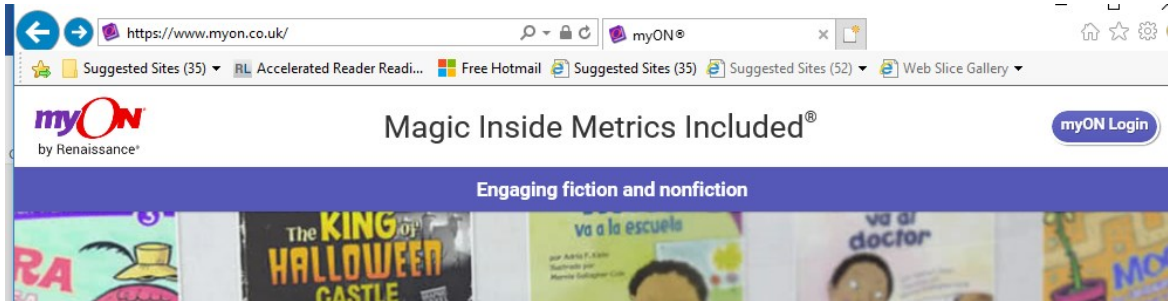
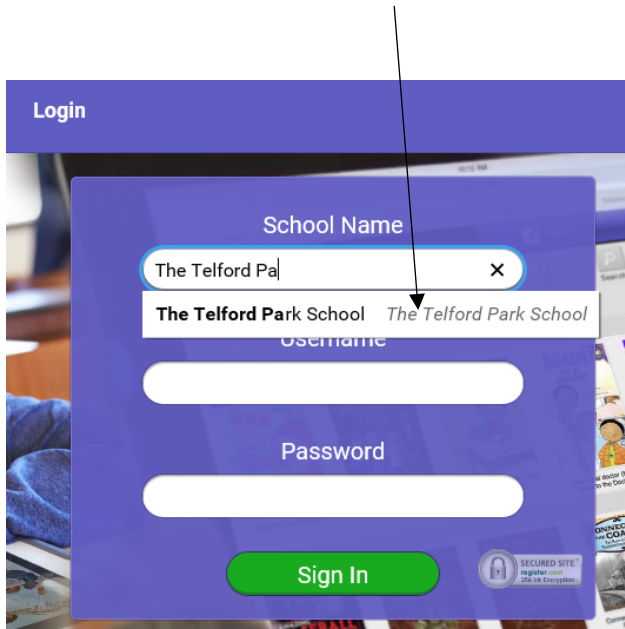


## How to use myON for The Telford Park School – Key Stage 4

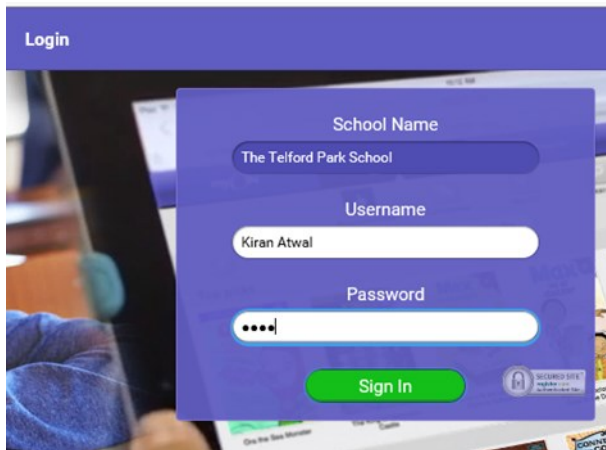
1. Go to [www.myon.co.uk](https://www.myon.co.uk). Then click on myON Login.



2. From the Login screen start typing 'The Telford Park School' once it appears below the box click on the name of the school.

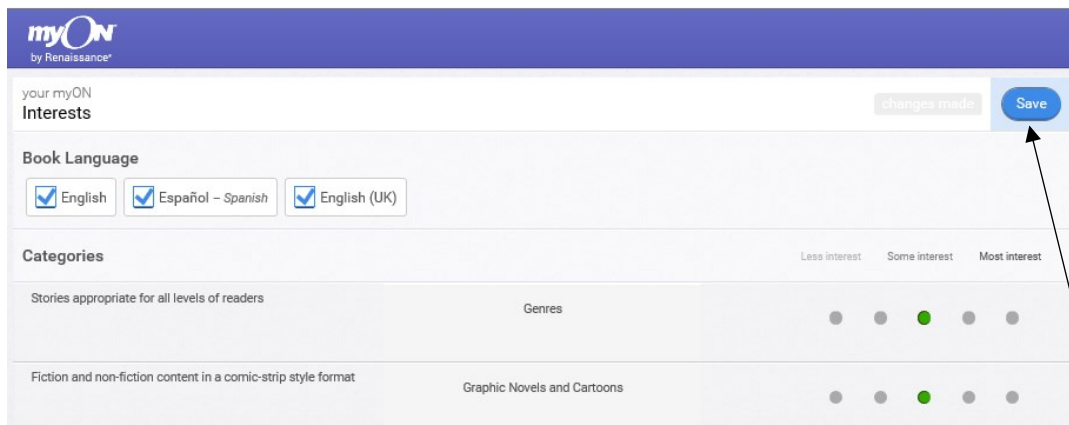


3. Your login in details are your first name, followed by your surname with a space in between. All passwords are 'park'.



The screenshot shows a login form titled "Login" with a purple header. The form has three input fields: "School Name" with the text "The Telford Park School", "Username" with the text "Kiran Atwal", and "Password" with four dots. A green "Sign In" button is at the bottom. A small "SECURED BY" logo is visible in the bottom right corner of the form.

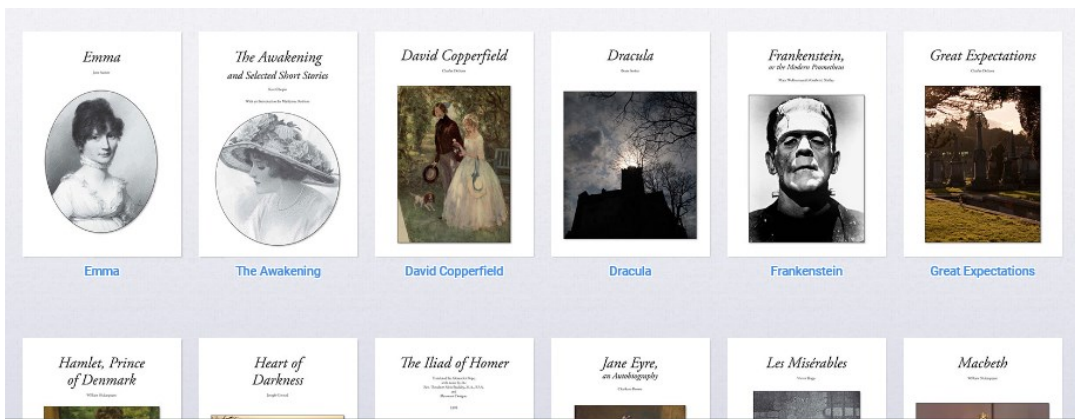

4. Once you have logged in, myON will give you choices of the kind of books which you prefer. Although you do still have access to all of the books available.



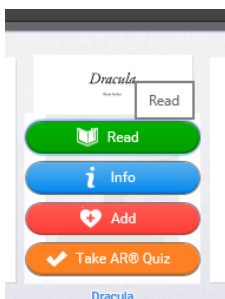
The screenshot shows the "myON by Renaissance" user preferences page. The page has a blue header with the myON logo. Below the header, there is a "your myON Interests" section with a "changes made" indicator and a "Save" button. The "Book Language" section has three checkboxes: "English" (checked), "Español - Spanish" (checked), and "English (UK)" (checked). The "Categories" section has two rows of interest indicators. The first row is for "Stories appropriate for all levels of readers" with a "Genres" label and five dots, where the third dot is green. The second row is for "Fiction and non-fiction content in a comic-strip style format" with a "Graphic Novels and Cartoons" label and five dots, where the third dot is green.

Click on the ones you prefer, and then click on save.

5. You can now browse the books on offer and choose either a fiction or non-fiction text. Recommended reading is from the myON Classics section:



6. Click on the book you want:



And then choose 'Read'. Click on 'Start the book' and enjoy.

7. Use the dictionary to help you with any words you don't know.

The screenshot shows a web browser window with a dark theme. The address bar contains the URL 'eader/index.html?a=myon\_dracula'. The browser's tab bar shows several tabs, including 'Profile - Dashbo...', 'Accelerated Rea...', and 'Dracula — m...'. The main content area displays 'CHAPTER I' and 'JONATHAN HARKER'S JOURNAL'. The text is in a serif font and includes several paragraphs. A word 'disposal' is highlighted, and a context menu is open over it with the following options: 'View In Dictionary', 'Read From Here', 'Read Word', and 'Read Sentence'. On the right side of the page, there is a vertical sidebar with several icons: a home icon labeled 'Exit', a list icon labeled 'Other Pages', a dictionary icon labeled 'Dictionary', a tools icon labeled 'Tools', a journal icon labeled 'Journal', and a settings icon labeled 'Settings'. A large grey arrow points from the 'Dictionary' icon in the sidebar towards the dictionary overlay on the page. A white arrow from the text above points to the 'Dictionary' icon in the sidebar.